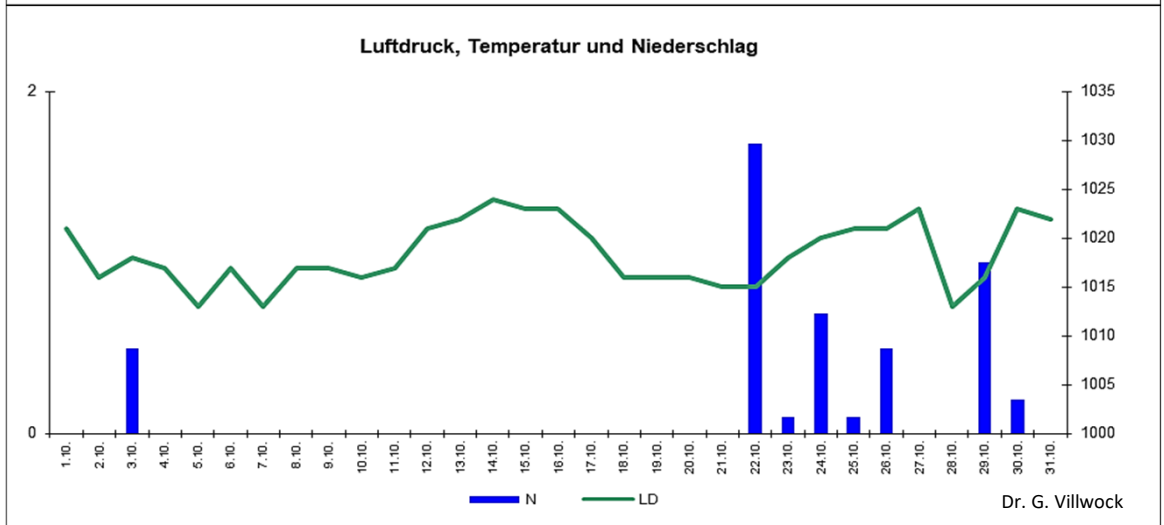
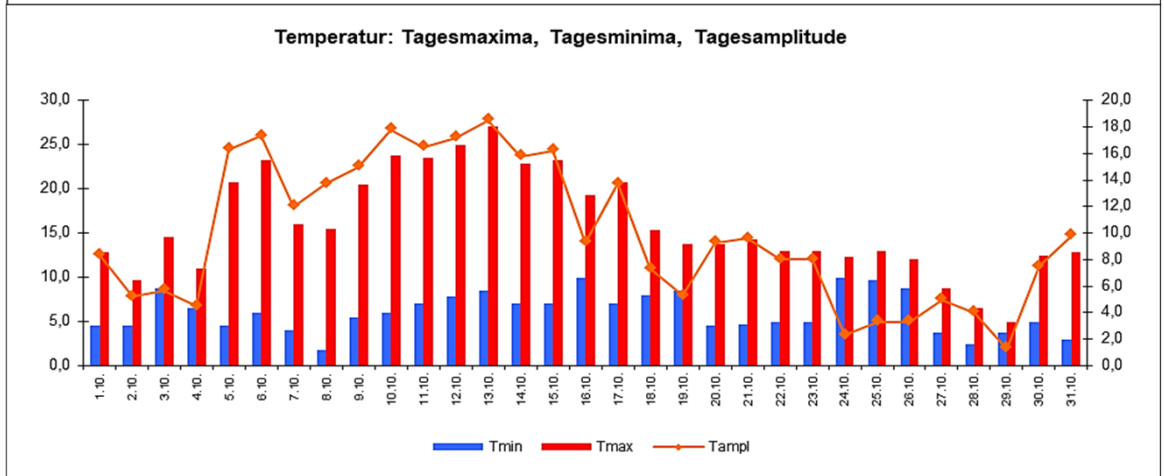
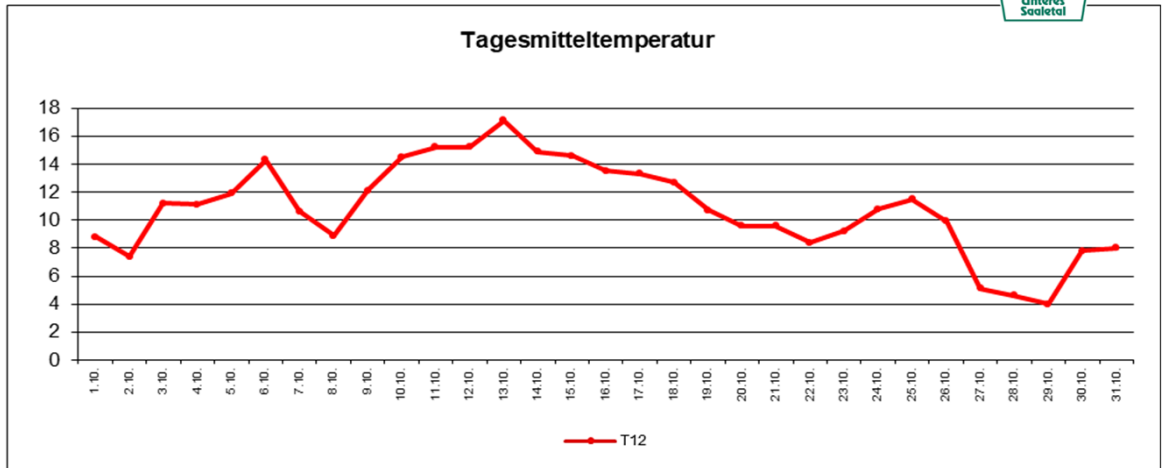


Wetter Oktober 2018



Station Fienstedt 1
51°32' N 11°46' E Höhe: 138 m NN

| | Temperatur | Temp. minim. | Temp. max. | Temp. Amplit. | Niederschlag | Luftdruck | Luftfeuchte | Bewölkung |
|-------------------------|------------|--------------|-------------------------|---------------|--------------|-----------|-------------|-----------|
| Monatsmittel | 10,9°C | 6,1°C | 16,0°C | 9,9 grd | 4,8 mm | 1017 hPa | 70 % | 56 % |
| Reihe 1999/2017 | 9,7°C | 6,5°C | 13,4°C | 6,9 grd | 33,5 mm | | 82% | 58% |
| Frosttage (Tmin<0°): | 0 | | Eistage (Tmax<0°): | 0 | | | | |
| Sommertage (Tmax>25°C): | 2 | | Heiße Tage (Tmax>30°C): | 0 | | | | |
| Wärmster Tag: | 17,1°C | 13.10. | Kältester Tag: | 4,0°C | 29.10. | | | |
| Höchste Temp.: | 27,0°C | 13.10. | Niedrigste Temp.: | 1,8°C | 8.10. | | | |



Dr. G. Villwock