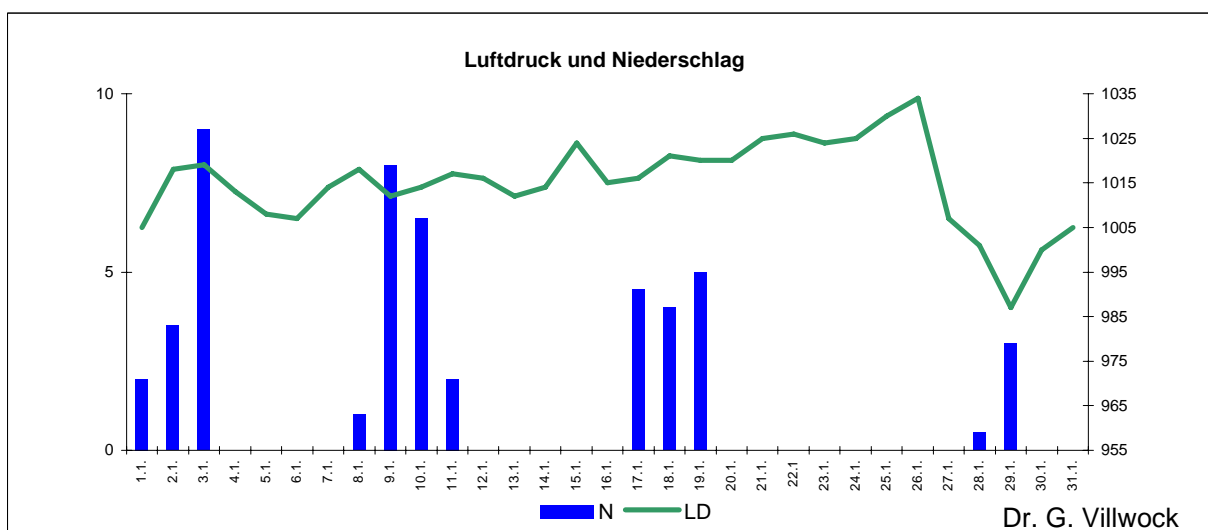
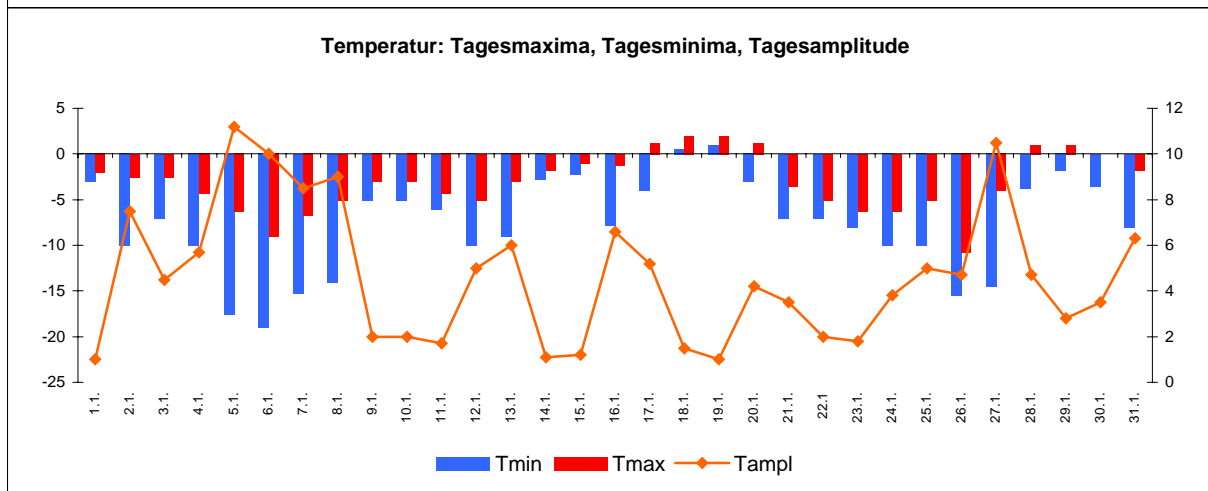
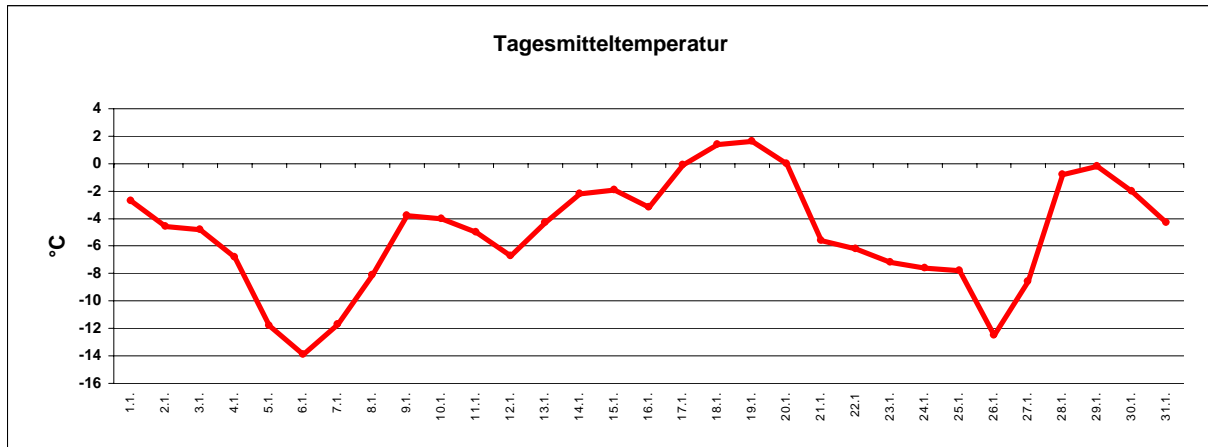


Wetter Januar 2010



Station Fienstedt 1
51°32' N 11°46' E Höhe: 138 m NN

| | Temperatur | Temp. minim. | Temp. max. | Temp. Amplit. | Niederschlag | Luftdruck | Luft-feuchte | Bewölkung |
|-----------------------------------|------------|--------------|-----------------------------------|---------------|--------------|-----------|--------------|-----------|
| Monatsmittel | -5,0°C | -7,7°C | -3,0°C | 4,6 grd | 49,0 mm | 1015 hPa | 88 % | 79 % |
| Reihe 1999/2008 | 0,7°C | -1,6°C | 2,9°C | 4,5 grd | 34,5 mm | 1012 hPa | 87% | 68% |
| Frosttage (Tmin<0°): | 5 | | Eistage (Tmax<0°): | | 24 | | | |
| Sommertage (Tmax>25°C): | 0 | | Heiße Tage (Tmax>30°C): | | 0 | | | |
| Wärmster Tag: | 1,6°C | 19.1. | Kältester Tag: | | -13,9°C | 6.1. | | |
| Höchste Temp.: | 2,0°C | 18.,19.1 | Niedrigste Temp.: | | -19,0°C | 6.1. | | |



Dr. G. Villwock