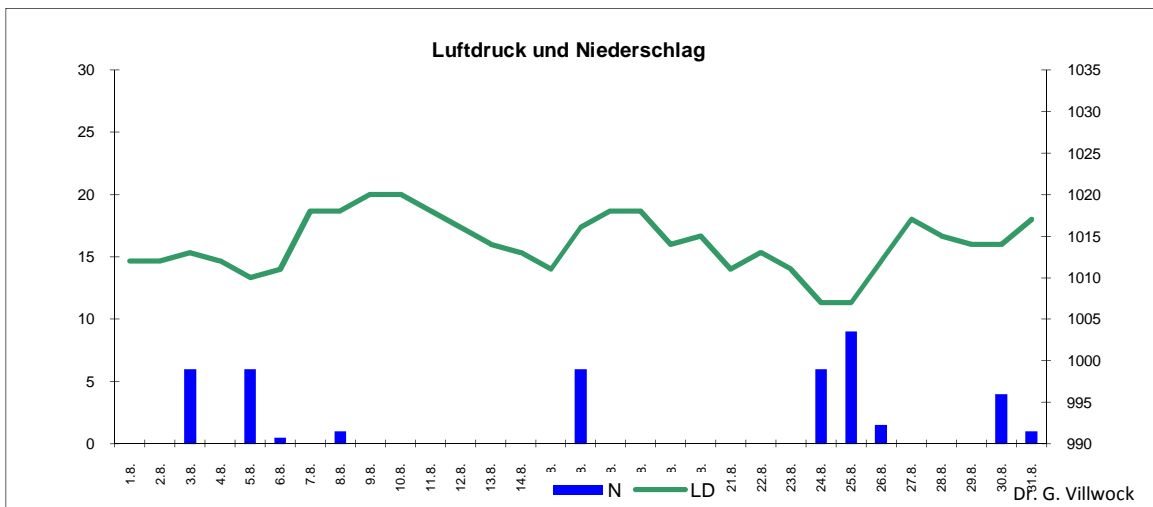
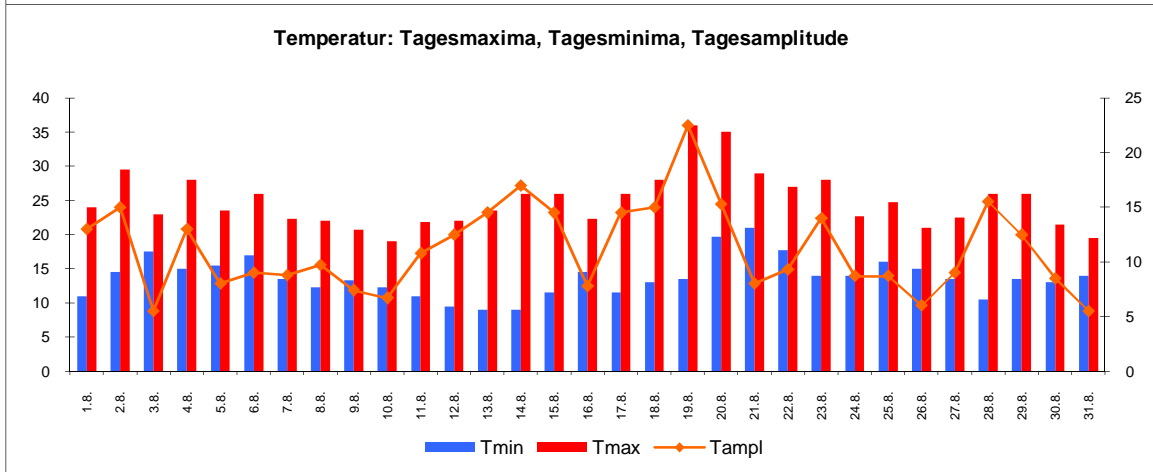
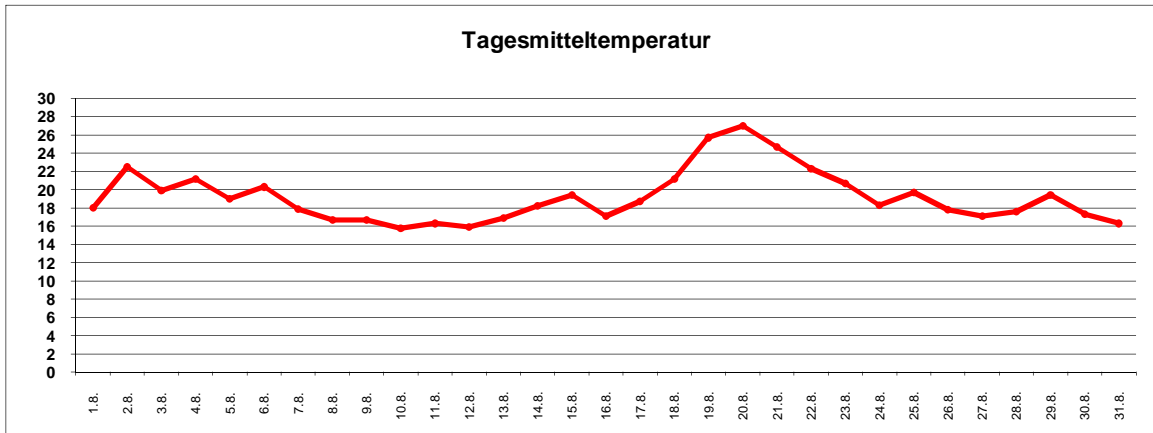


Wetter August 2012



Station Fienstedt 1
51°32' N 11°46' E Höhe: 138 m NN

| | Temperatur | Temp. minim. | Temp. max. | Temp. Amplit. | Niederschlag | Luftdruck | Luftfeuchte | Bewölkung |
|-------------------------|------------|--------------|------------|-------------------------|--------------|-----------|-------------|-----------|
| Monatsmittel | 19,2°C | 13,8°C | 24,9°C | 11,2 grad | 41,0 mm | 1014 hPa | 63 % | 50 % |
| Reihe 1999/2011 | 18,7°C | 13,8°C | 24,0°C | 10,3 grad | 55,0 mm | 1011 hPa | 69% | 56% |
| Frosttage (Tmin<0°): | | 0 | | Eistage (Tmax<0°): | | 0 | | |
| Sommertage (Tmax>25°C): | | 12 | | Heiße Tage (Tmax>30°C): | | 2 | | |
| Wärmster Tag: | | 27,0°C | 20.8. | Kältester Tag: | | 15,8°C | 10.8. | |
| Höchste Temp.: | | 36,0°C | 19.8. | Niedrigste Temp.: | | 9,0°C | 13.,14.8. | |



Dr. G. Villwock