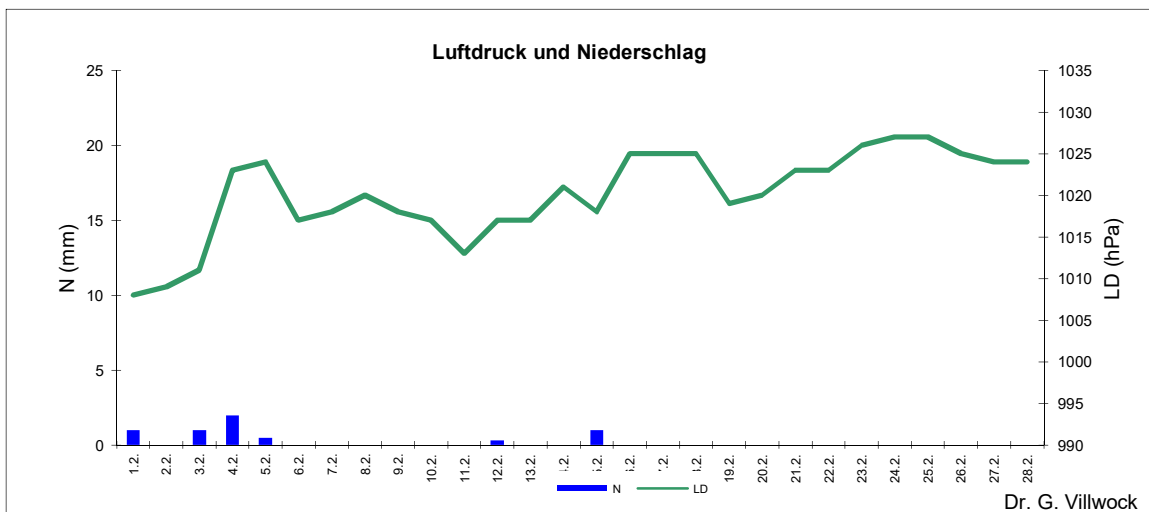
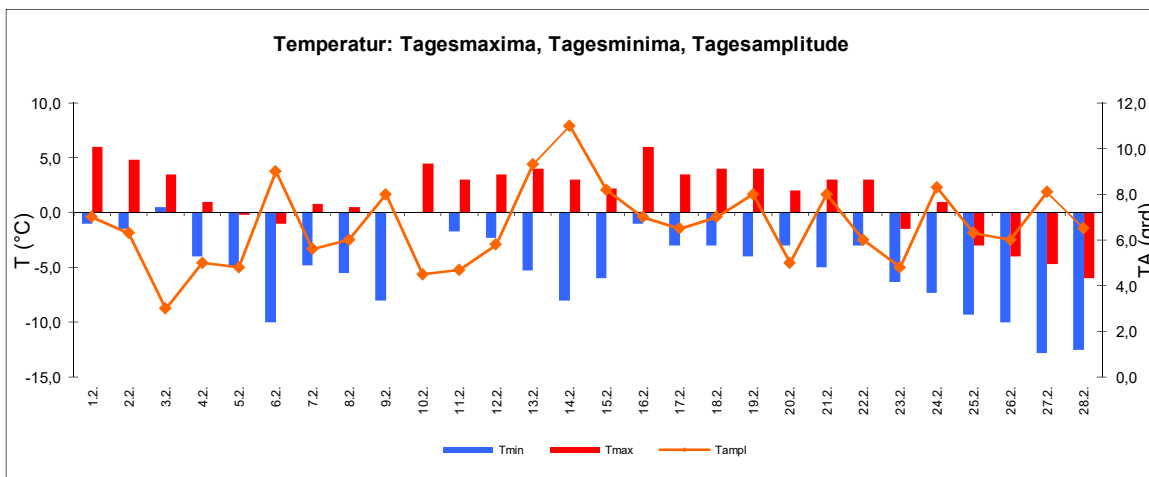
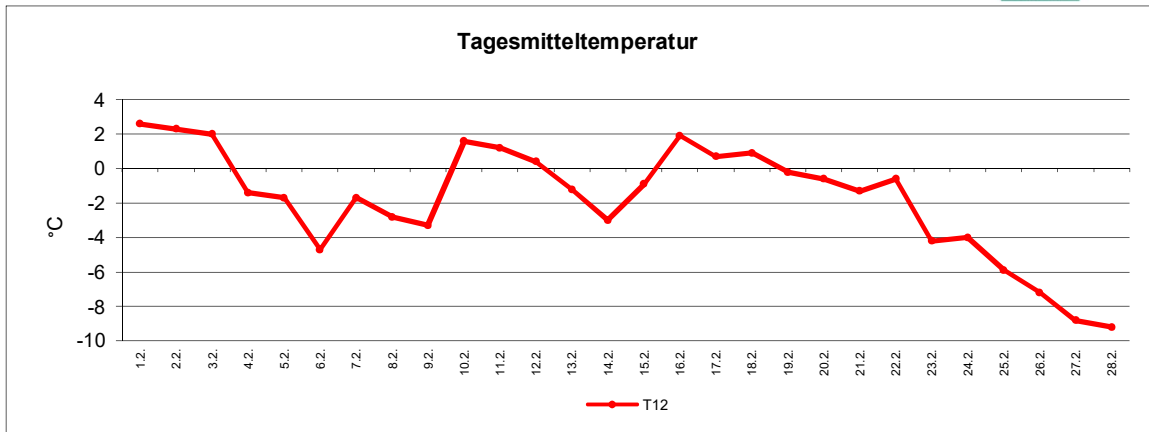


Wetter Februar 2018



Station Fienstedt 1
51°32' N 11°46' E Höhe: 138 m NN

| | Temperatur | Temp. minim. | Temp. max. | Temp. Amplit. | Niederschlag | Luft-druck | Luft-feuchte | Bewölkung |
|-------------------------|------------|----------------|------------|--------------------------|--------------|---------------|--------------|-----------|
| Monatsmittel | -1,8°C | -5,1°C | 1,5°C | 6,6 grad | 5,8 mm | 1020 hPa | 77 % | 76 % |
| Reihe 1999/2016 | 1,2°C | -1,2°C | 3,8°C | 5,1 grad | 29,0 mm | 1012 hPa | 82% | 55% |
| Frosttage (Tmin<0°): | | 19 | | Eistage (Tmax<0°): | | 7 | | |
| Sommertage (Tmax>25°C): | | 0 | | Kalte Tage (Tmax<-10°C): | | 0 | | |
| Wärmster Tag: | | 2,6°C 1.2. | | Kältester Tag: | | -9,2°C 28.2. | | |
| Höchste Temp.: | | 6,0°C 1.,16.2. | | Niedrigste Temp.: | | -12,8°C 27.2. | | |



Dr. G. Villwock